



Muskegon Community College

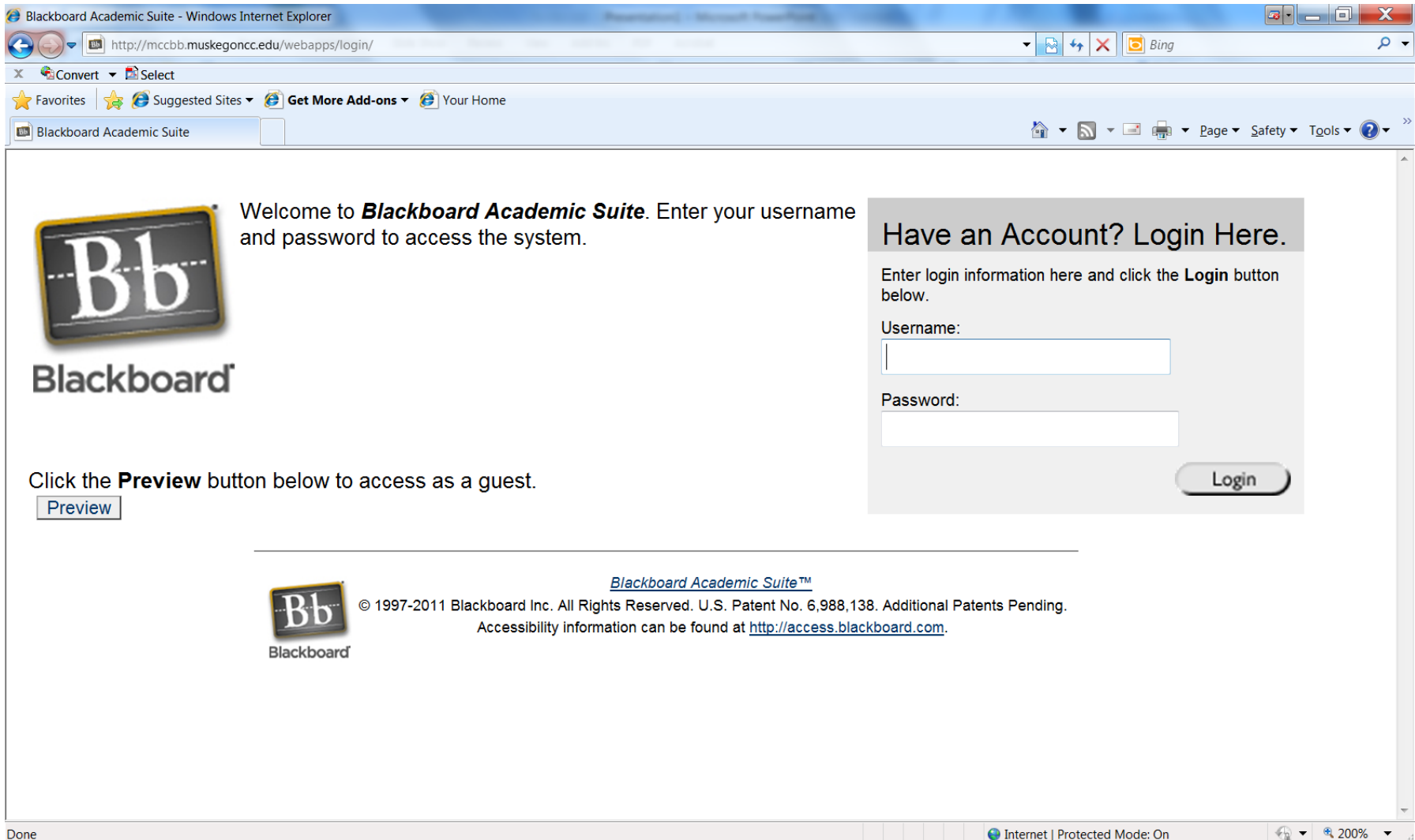
How to Get Text Message Alerts From Blackboard



- Announcements
- Calendar Items
- Assignments
- Grades



Login to the MCC Blackboard Site at <http://mccbb.muskegoncc.edu>



The screenshot shows a Windows Internet Explorer browser window displaying the Blackboard Academic Suite login page. The address bar shows the URL <http://mccbb.muskegoncc.edu/webapps/login/>. The page features the Blackboard logo on the left and a login form on the right. The login form includes fields for Username and Password, and a Login button. Below the login form, there is a link to access as a guest via a Preview button. At the bottom of the page, there is a copyright notice for Blackboard Inc. and a link to accessibility information.

Blackboard Academic Suite - Windows Internet Explorer


<http://mccbb.muskegoncc.edu/webapps/login/>

Convert Select

Favorites Suggested Sites Get More Add-ons Your Home

Blackboard Academic Suite

Home RSS Mail Print Page Safety Tools

 Welcome to **Blackboard Academic Suite**. Enter your username and password to access the system.

Click the **Preview** button below to access as a guest.

[Preview](#)


Have an Account? Login Here.

Enter login information here and click the **Login** button below.

Username:

Password:

[Login](#)

 [Blackboard Academic Suite™](#)

© 1997-2011 Blackboard Inc. All Rights Reserved. U.S. Patent No. 6,988,138. Additional Patents Pending.
Accessibility information can be found at <http://access.blackboard.com>.

Done

Internet | Protected Mode: On

200%

Click the **Rave** button on the Tools Menu



My Institution

Courses

System Admin

Welcome, Student

Tools

- [Announcements](#)
- [Calendar](#)
- [Tasks](#)
- [View Grades](#)
- [Send Email](#)
- [User Directory](#)
- [Address Book](#)
- [Personal Information](#)
- [Rave](#)

Download Blackboard Backpack

Quick Tutorials Catalog

Learn more about the Blackboard Academic Suite through short clips that demonstrate the key features and functionality. To obtain a listing of all of the quick tutorials available for download, visit the [Quick Tutorials Catalog](#). Using Blackboard Learn, Release 9 or just want to learn more about it? Visit the [On Demand Learning Center with over 50 Quick Tutorials and Getting Started Guides](#).

Click on the “**this link**” message (if your popup blocker stopped the Rave window From opening).



My Institution

Courses

System Admin

Rave configuration has been launched in a new window; if you are having problems seeing this window please click on [this link](#). When you have completed configuring your messages, you may close that new window and return to your Blackboard site.

Login to the Rave website with your MCC account (same login as Blackboard)



Login

Login ID

Password

[Log in](#)

Introduction

[Not your site? Click here](#)

Register for approved Muskegon Community College emergency communications and other important information via text message and email.

Rave does not charge subscribers to send or receive SMS messages. Standard or other messaging charges apply depending upon your wireless carrier plan and subscription details. Once registered, you can opt out of SMS messages at any time by texting STOP to 67283 or 226787

Make your selections and Click Submit



Hello, Student | [Logout](#)



Groups

My Account

Help

My Groups

You are here: [My Groups](#) > Blackboard Announcements

Blackboard Announcements

General Info

Blackboard Announcements

[Deactivate Blackboard](#)

	Announcements		Calendar Items		Assignments		Grades	
	Text	Email	Text	Email	Text	Email	Text	Email
DEFAULT Settings	<input type="checkbox"/>	<input type="checkbox"/>	<input type="checkbox"/>	<input type="checkbox"/>	<input type="checkbox"/>	<input type="checkbox"/>	<input type="checkbox"/>	<input type="checkbox"/>
Course	Text	Email	Text	Email	Text	Email	Text	Email
CRS-101(Semester-Instructor-Section)	<input type="checkbox"/>	<input type="checkbox"/>	<input type="checkbox"/>	<input type="checkbox"/>	<input type="checkbox"/>	<input type="checkbox"/>	<input type="checkbox"/>	<input type="checkbox"/>
CRS-102(Semester-Instructor-Section)	<input type="checkbox"/>	<input type="checkbox"/>	<input type="checkbox"/>	<input type="checkbox"/>	<input type="checkbox"/>	<input type="checkbox"/>	<input type="checkbox"/>	<input type="checkbox"/>
CRS-103(Semester-Instructor-Section)	<input type="checkbox"/>	<input type="checkbox"/>	<input type="checkbox"/>	<input type="checkbox"/>	<input type="checkbox"/>	<input type="checkbox"/>	<input type="checkbox"/>	<input type="checkbox"/>
CRS-104(Semester-Instructor-Section)	<input type="checkbox"/>	<input type="checkbox"/>	<input type="checkbox"/>	<input type="checkbox"/>	<input type="checkbox"/>	<input type="checkbox"/>	<input type="checkbox"/>	<input type="checkbox"/>

Contact Group Administrators

Set to Default Settings

Submit