

SEARCHING FOR YOUR CLASSES

ENG
Course
Name

101
Course
Number

F01
Section
Number

EXAMPLE COURSE

Go to www.muskegoncc.edu click on **Search for Classes**

There are several ways to search for classes.

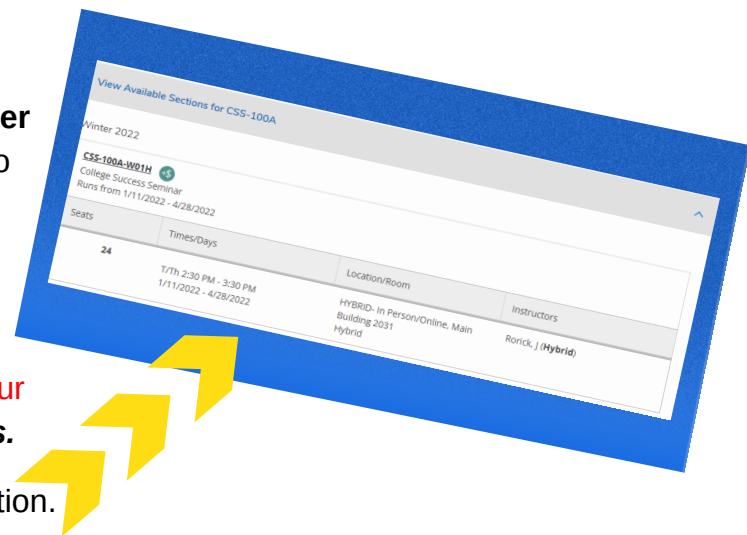
One is to search by Subject

Select the subject you wish to view classes for. After selecting the subject on the left side you will see a **Filter** section. Use this to select the **term** you are planning to register for.

You will now see the class options for the term you selected.

Once you have found the class that is **approved by your high school counselor**, **click View Available Sections**.

Now you will be able to see the class meeting information.



Another Search Option is to use Advanced Search

Subject Search

Advanced Search

When using Advanced Search, you can filter your search by term, course, and/or location.

Term

Select Term

Courses And Sections

Subject

Subject

Subject

+ Add More...

Days Of Week

☐ Sunday ☐ Monday

☐ Thursday ☐ Friday

Location

Select Location

REGISTERING FOR YOUR CLASSES

ENG
Course
Name

101
Course
Number

F01
Section
Number

EXAMPLE COURSE

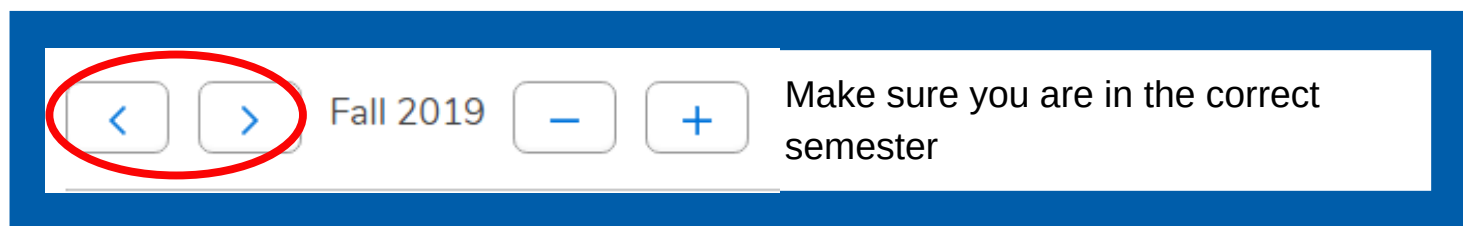
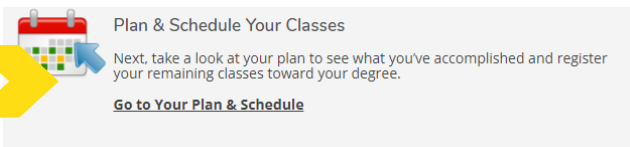
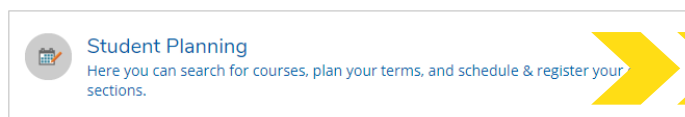
Go to www.muskegoncc.edu click on MyMCC & log in

On the left hand side click
the blue **Self-Service** tile



Self-Service

From here, click **Student Planning** on the left side, then
select the second box on the right that is labeled **Plan &
Schedule Your Classes**



You can search for any course by using the **Search Bar** at
the top right of the page. Courses can be added to your
plan by using the **Add Course to Plan** button.

Search for courses...



After you have added all of your courses to your plan that
you will be registering for, click **Back to Plan & Schedule**
in the left corner.

Add Course to Plan

< Back to Plan & Schedule

You will see the course(s) you selected.

Click **View Other Sections** to view and pick the section that
best fits your schedule. You will see them on the left side of
your screen **AND** they will appear on the calendar on the
right side of your screen.

**Please note: a planned online class will appear at the bottom of the page, it will
not show on the calendar.**

To register for the course(s) you've selected, click the blue
Register Now button. This button will not be available until
the date and time you are eligible to register.

ASTR-101: General Astronomy

View other sections

1 of 1

ASTR-101-F01 General Astronomy
Seats Available: 10
Instructor: Truax, J
Time: MTWTh 11:15 AM - 12:11 PM
Date: 9/20/2019 - 12/12/2019
ASTR-101-F02 General Astronomy
Seats Available: 9
Instructor: Truax, J
Time: MTWTh 12:20 PM - 1:16 PM

SECTIONS = CLASS TIME