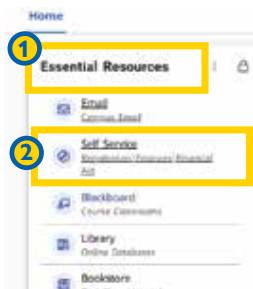


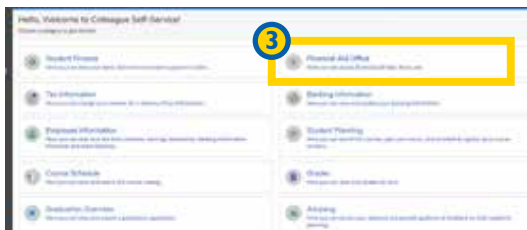
View Your Financial Aid

1. Login in to MyMCC
find the **Essential Resources**
window on your homepage

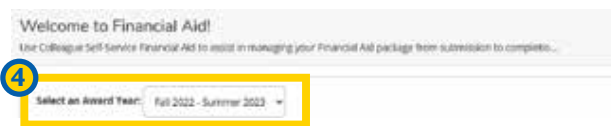


2. Select **Self Service**

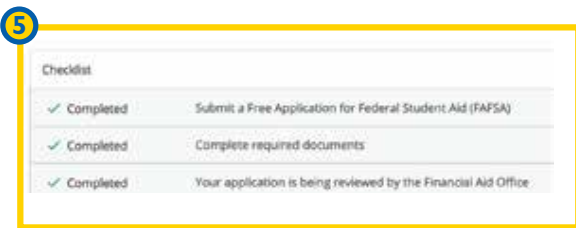
3. Select **Financial Aid Office**



4. Select the **CURRENT** award year:



5. Review the **Checklist** for any action needed:



Need Help?

Check the Resources & Helpful Links on that page



Contact Us:

 [Contact Financial Aid Office](mailto:fa@muskegoncc.edu)

(Button located at top of the page)

Email: fa@muskegoncc.edu

Phone: (231) 777-0228

Website: www.muskegoncc.edu/fa

Scan the QR code for more info about paying for college

